



Instructions for Use of Cryptomats

Cryptomat LLC (Georgia & Ukraine)

Buy Coins





Withdraw Cash

- Redeem

Cryptomat ATMs

Cryptomat ATMs support two-way operations: **buying** and **selling**/withdrawing cryptocurrencies for cash in a simple and secure way.

Supported cryptocurrencies:

- Bitcoin (BTC) 
- Litecoin (LTC) 
- Bitcoin Cash (BCH) 
- Ethereum (ETH) 

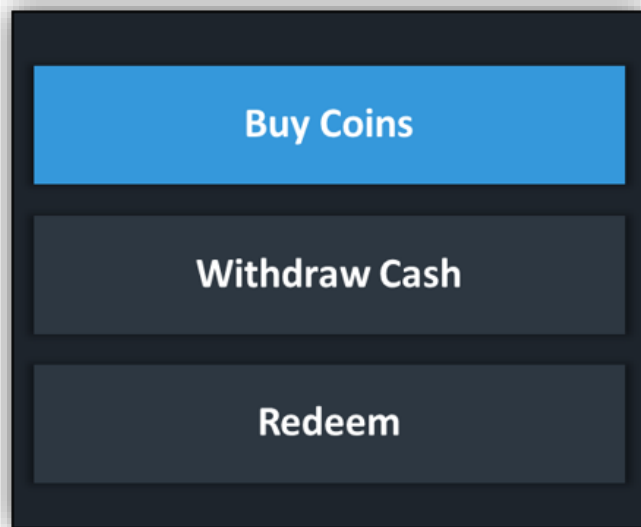


Touch the screen to start the transaction!

Buy Coins (I)

Step 1

From the start menu select **Buy Coins**.




*Only national currency is supported:

🇯🇪 (GEL) in Georgia

🇺🇦 (UAH) in Ukraine

Step 2

Select the coin you want to buy.



*On the upper right corner of Cryptomat ATM, exchange rate of selected coin will be indicated in green.

Step 3

Press **Scan Wallet QR Code** and start scanning your address.

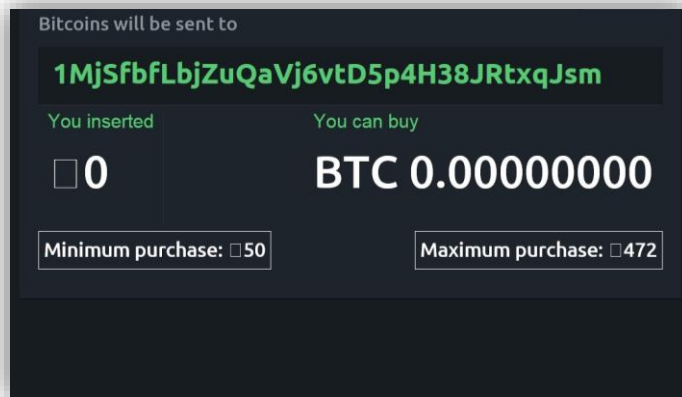


*For the best scan, hold you QR Code **10-15 cm** away from the scanner.

Buy Coins (II)

Step 4

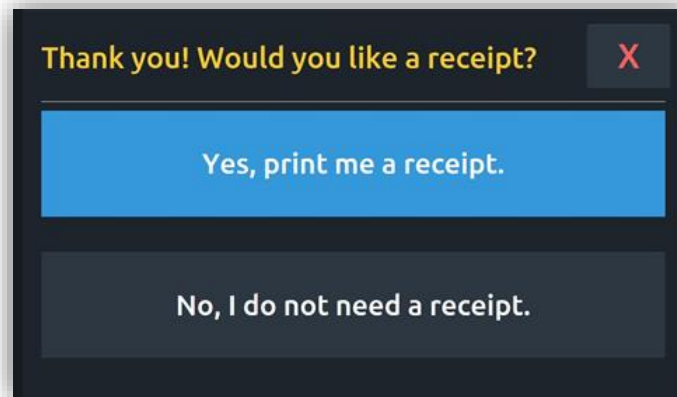
Insert cash bills into the bill acceptor and click **Finish**.



*How much of BTC/BCH/LTC/ETH you can buy for the cash inserted, is shown on the screen.

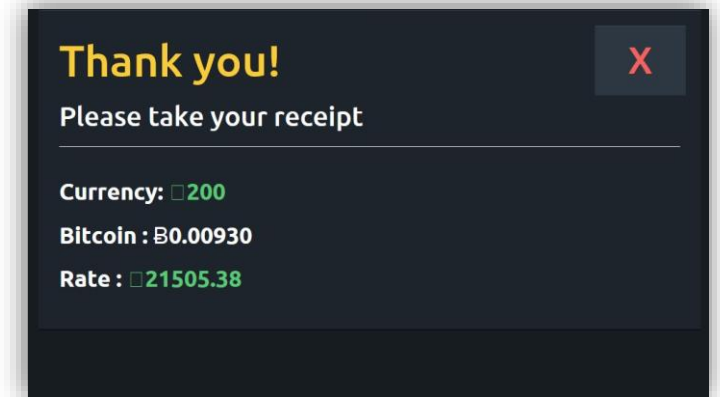
Step 5

Indicate if you would like to receive Receipt.



Step 6

Your transaction has been successfully completed! Coins are sent.

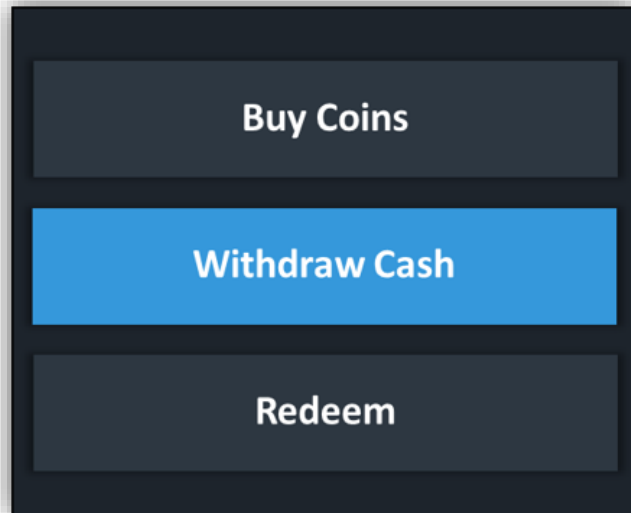


Wait until your transaction gets confirmed on the Blockchain (on average from 30 to 120 minutes).

Withdraw Cash (I)


Step 1

From the start menu select **Withdraw Cash**.



Step 2

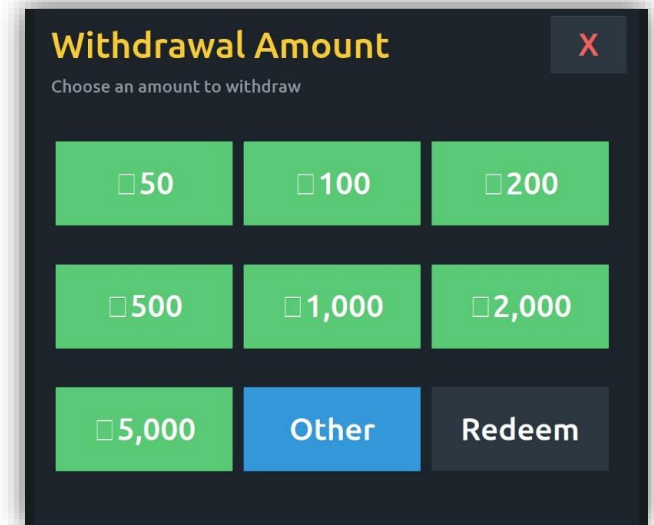
Select the coin you want to cash out.



*On the upper right corner of Cryptomat ATM, exchange rate of selected coin will be indicated in green.

Step 3

Choose an amount to withdraw.



*By clicking **Other** you can specify the amount yourself.

Withdraw Cash (II)

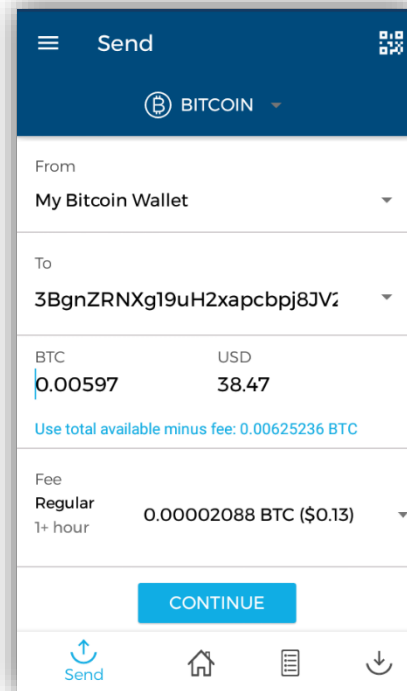
Step 4

QR code, receiving address and requested coins will appear on the screen.



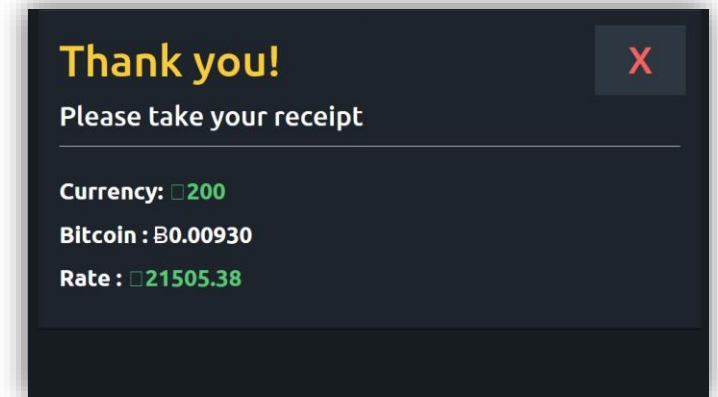
Step 5

Open your wallet, scan the QR code and send the coins.



Step 6

Cryptomat will print you a Receipt with a **Redemption Code**.



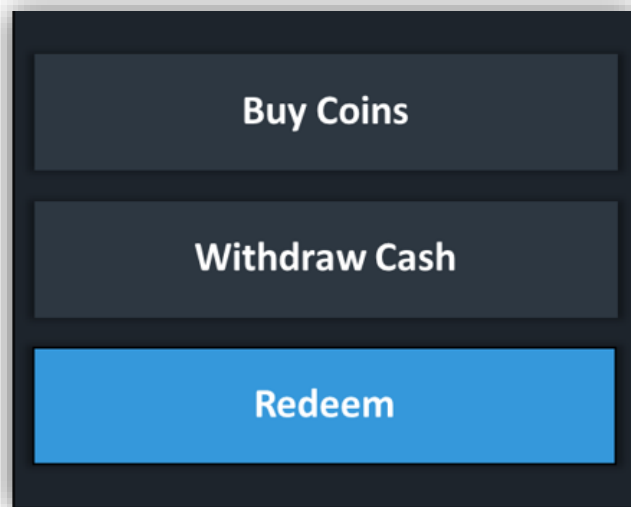
Take the receipt and wait until your transaction receives 1 confirmation on the Blockchain.

Withdraw Cash (III) – Redeem

After that, your transaction is confirmed on Blockchain, go back to the same Cryptomat ATM.

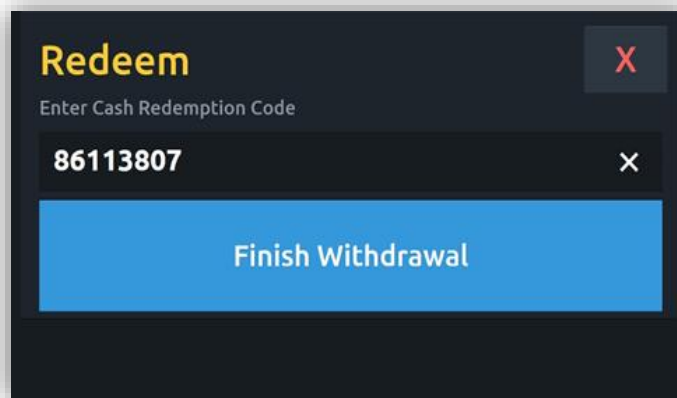
Step 1

From the start menu select **Redeem**.



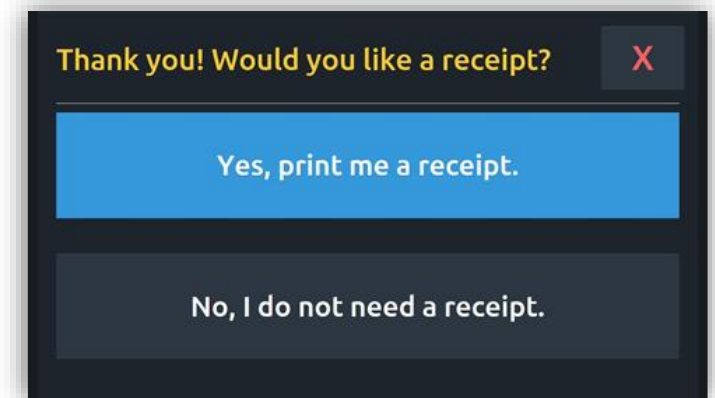
Step 2

Enter the cash **Redemption Code** you have on the receipt & click **Finish Withdrawal**.



Step 3

Indicate if you want a receipt and **take your money**.





+995 322 880 770 (Georgia)



+380 322 320 502 (Ukraine)



support@cryptomat.com



<https://cryptomat.com>

Thank You for Using our Cryptomats!